



# Foothills Federal Credit Union Remote Deposit Capture


## Android Devices

### Steps to get RDC Started

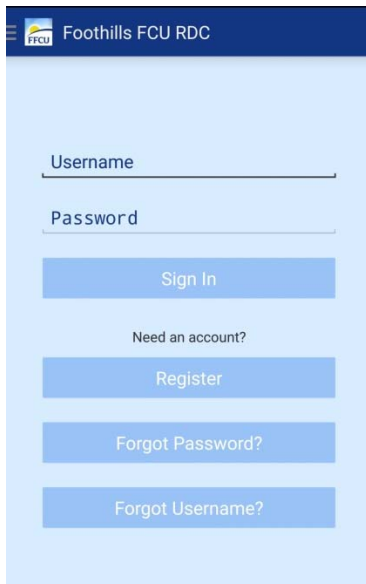
1. Go to the Google Play Store
2. Search for **Foothills FCU**
3. Scroll till you see the app



4. Click **INSTALL**
5. You may have to enter your Google password
6. Once downloaded click on the app
7. Click FFCU in top left corner



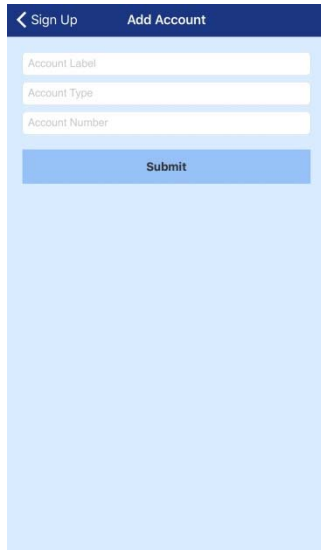
8. Click Register at the bottom of the screen

A screenshot of a mobile application interface for Foothills FCU RDC. The header is blue with the FFCU logo and the text 'Foothills FCU RDC'. Below the header, there are two input fields: 'Username' and 'Password'. Below the input fields, there is a blue button labeled 'Sign In'. Below the 'Sign In' button, there is a link that says 'Need an account?'. Below that link, there is a blue button labeled 'Register'. Below the 'Register' button, there are two more blue buttons: 'Forgot Password?' and 'Forgot Username?'.

9. Enter your information. (username, password, name, phone #, and email) Continue

**\*\*\*Member must have an account number\*\*\***

10. On account type click savings or checking and then label it something you will recognize
11. For account number on savings enter number with NO dash and on checking enter micro number



12. Click **Submit**

When approved you will receive an email saying you are accepted!

**To submit a check:**

1. Endorse the back of your check as “For Remote Deposit to Foothills Federal CU Only, name, account number, and date

Example Endorsement:

For Remote Deposit to  
Foothills Federal CU Only  
*John Smith*  
123456-Checking  
10/02/2017

2. Log in to your FFCU RDC
3. Click Make a Deposit
4. Click Deposit Account and choose your account.
5. Enter amount of check
6. Take a picture front and back

TIPS:

\*Take photo against a background with a strong contrast between the check and the surrounding area.

\*Position the camera above the check so there is no angle

\*Make sure the check is within the 4 squares

7. **Continue**

8. Accept terms

9. Deposit submitted!

\*Helpful tool is the **HELP GUIDE**\*